



University of Fort Hare
Together in Excellence

STUDENT ADMISSIONS

CHECKING THE APPLICATION STATUS

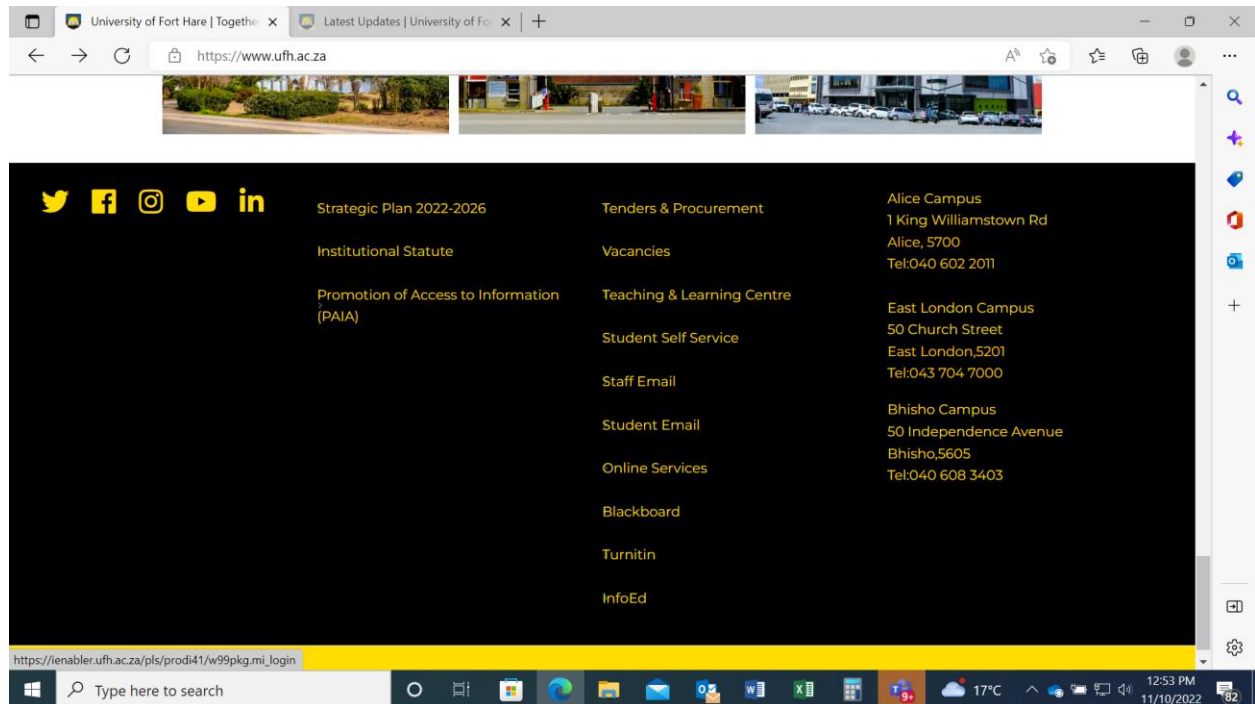
*To observe the POPIA ACT, applicants' details have been blurred.

How do I check my status on STUDENT IENABLER?

a) Go to www.ufh.ac.za

The screenshot shows a web browser displaying the University of Fort Hare website. The URL in the address bar is <https://www.ufh.ac.za>. The website has a blue header with navigation links: HOME, STUDY, APPLY, FACULTIES, RESEARCH, LIBRARIES, FOUNDATION, NEWS, ABOUT U. There is a search bar and a 'NEWS' tab. The main content area features a large image of President Cyril Ramaphosa and other individuals, with a text overlay that reads: "THE UNIVERSITY OF FORT HARE IS INDEED A NATIONAL ASSET," - PRESIDENT CYRIL RAMAPHOSA. The browser's taskbar at the bottom shows the Windows search bar, various application icons, and the system tray with the date 11/10/2022 and time 1:41 PM.

- b) Scroll down to the bottom of the page until you see the **Online Services** BUTTON. Clicking here will take you to **STUDENT IENABLER** menu.



- c) On the IENABLER menu, **log in** using the **student number** and **Pin** you created when applying online. If you have forgotten your Pin, click on **Forgot Pin**, and a new pin will be sent to the cell number that you filled in when you applied. If you have forgotten your student number, you will be required to enter your ID number, and this will also be sent to your number.


If you used hard copy applications and not online applications, put in the student number that you received via email or SMS, click on **forgot** Pin and this will be sent through to your cell number.




University of Fort Hare
Together in Excellence

Prospective Students

If you are a prospective student, not registered at this institution, please select one of the following options:

 **View a list of study areas and qualifications offered at this institution.**

 **Apply, Register, Change personal information, get academic and other information and make payments.**

Registered Users: Login Credentials

Student Personnel Other Alumni

Student Number:

Pin:

(5 numeric digits. Do not start with a 0.)

- d) Once logged in, click on **Student Enquiry** at the left of the drop-down menu. Then click on **Application information on the Top right** and you will see your status.

UNIVERSITY OF FORTHARE TEST141 Friday, 4th November 2022

Student iEnabler

- ✓ Student Devices
- ✓ Residence Application
- ✓ Student Registration
- ✓ Student Administration
- ✓ Returning Students Application
- ✓ Residence Registration
- ✓ **Student Enquiry**
- ✓ Financial Aid
- ✓ E-Payments
- ✓ MyGate Online Payment
- ✓ Maintain Banking details
- ✓ Request For Information
- ✓ Student Finance
- ✓ Access Control
- ✓ Medical Web
- ✓ OPAC

Application Information

Registration Information

Residence Information

Financial Information

Student Nbr	XXXXXXXXXX
Gender	Female
Birthdate	02-Feb-2002
ID Nbr	XXXXXXXXXX
Marital Status	Single
Home Lang	XHOSA
Citizenship	R.S.A.

For further assistance, email nheshula@ufh.ac.za (Alice and Bhisho applicants) and fbatayi@ufh.ac.za (East London applicants)